



**FONTA**

**JET CUTTER**

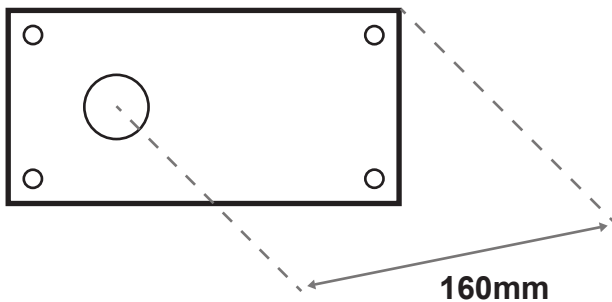
## JET CUTTER

Jet Cutter is more better analogue for all water switches. This device do not redirect water flow, it cuts water jet that comes out of the nozzle. There is no resistance on this device, and no water flow loss in order to get maximum jet height from the pump.

This superior cutting device stands out from all other interactive "water jet jumping" feature devices for its endurance and performance. Can cut so fast and so accurate – with the right nozzle, it can make small water balls to pop up!

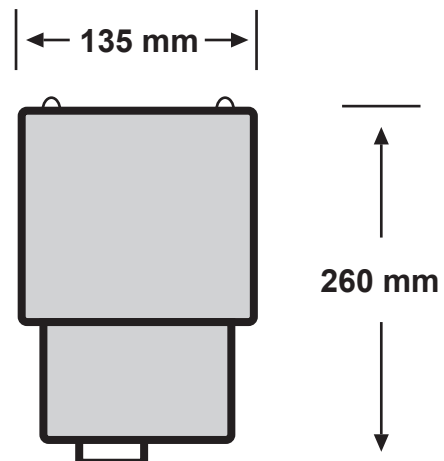
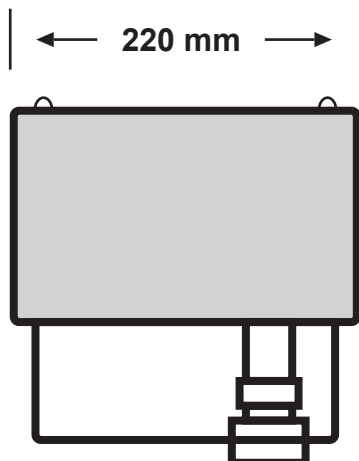
The Jet Cutter is a heavy-duty machine that does not require any maintenance and additional filters, only 3mm suction strainer. Rubbish in the water does not affect its performance.

It is fast, robust, and durable. With the Jet Cutter, you can enjoy a variety of water effects, including vertical streams, shooting towers, crystal ball pattern, clashing jets, and so on.

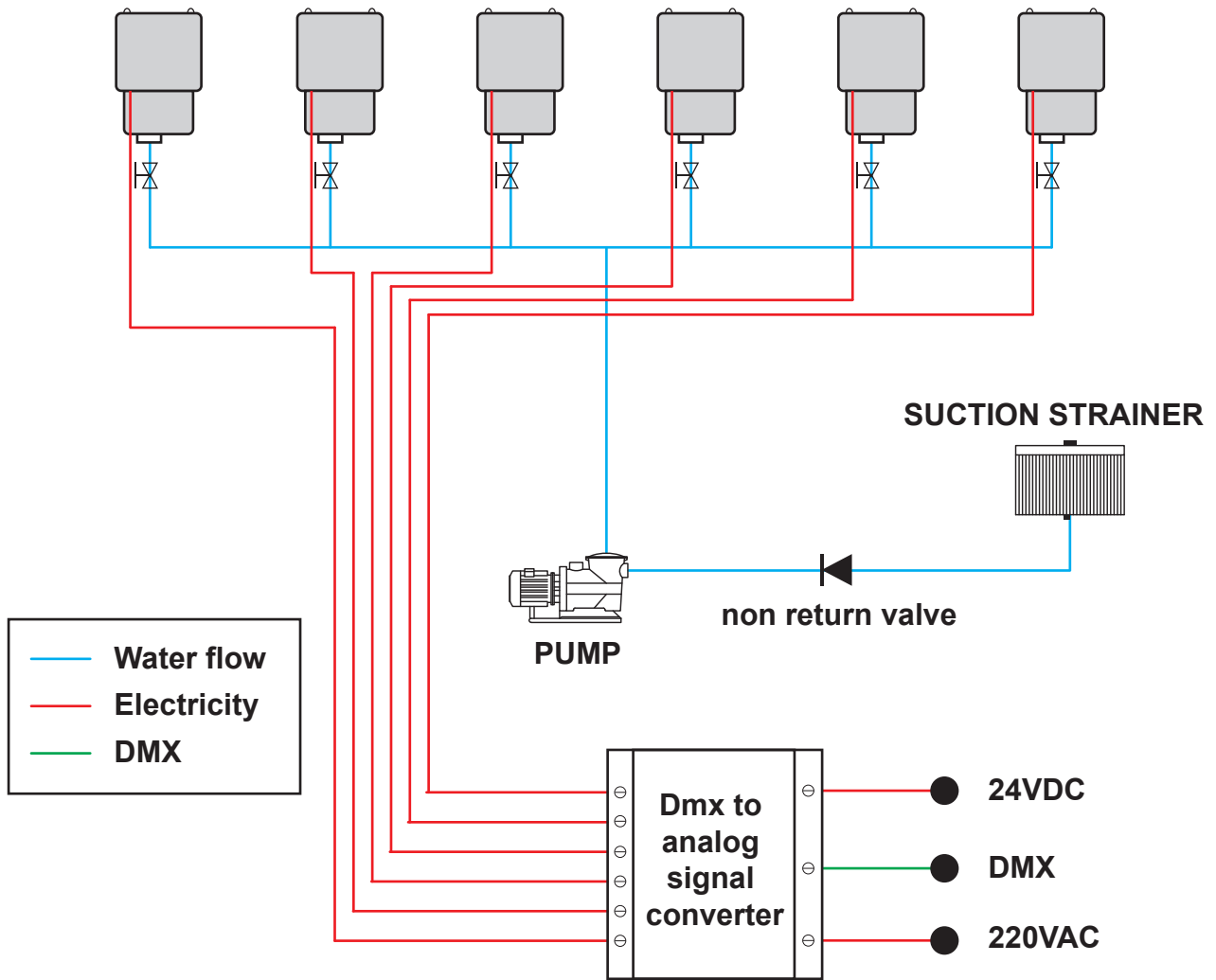


### Advantages:

- Durable active cycle cutting mechanism
- Micron filters are unnecessary
- Stainless steel body
- Easy to set up
- Low pressure pump can be used
- Heavy Duty materials
- Can work in hard water
- For up to a 6 meter height water stream



## CONNECTION DIAGRAM



## SPECIFICATION

- 12 / 24VDC 20W bipolar connection
- Cutting up to 10 times/sec.
- Flow up to 280 LPM
- 1 1/2" connection , screws on the tube from the concrete, no additional fixing is required
- Outlet for 1" - 1 1/2" nozzle
- Cutting mechanism is water level independent
- 3mm suction strainer required
- 304 grade body and parts (316 upon request)

## FEATURES

- Device cuts water jet into sections
- Fit 1" Foaming or 1" - 1 1/2" Smooth Jet (12 – 20mm orifice) nozzles
- No "water hammer" fault possible
- Rubbish resistant
- Can be controlled with DMX using DMX to analog signal converter

